



525 Northern Blvd., Great Neck, NY 11021  
 Tel 516.829.6633  
 Fax 516.829.0144  
 e-mail: sales@ht-blowers.com



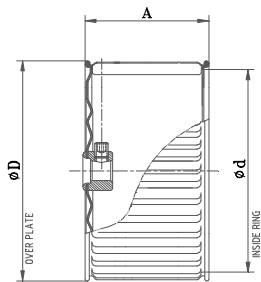
### Forward Curved Centrifugal Blower Wheels - STRIP Type - SINGLE Inlet

Constructed of a rigid, one-piece blade strip roll, locked to front ring and back plate.  
 Materials: Galvanized steel, aluminum, aluminized steel, stainless steel.  
 Standard hub bore sizes: 1/4", 5/16", 3/8", 1/2", 5/8", 3/4", others per request.

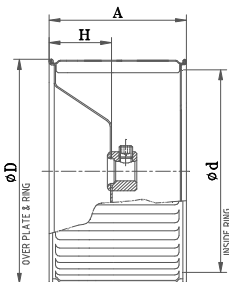
One set screw - standard. More screws, key-way, pulling groove - special order.  
 Rotation is determined by viewing the hub from the open side.  
 Dimensions shown are standard - special sizes may be available upon request.

D Diameter																					A Width	
N9.45" 240mm	N8.45" 215mm	N7.87" Spider 200mm	N7.87" 185mm	N6.31" 160mm	N6.00" Spider 145mm	ND5.75" 145mm	NB5.75" 145mm	N5.75" 145mm	NV5.25" 133mm	NB5.25" 133mm	NH5.25" 133mm	N5.25" 133mm	NB4.75" 120mm	N4.75" 120mm	N4.25" 108mm	N3.81" 96mm	N3.19" 81mm	N3.00" 76mm	N1.50" 38mm	Inches	mm	
																			Z 15	0.63	16.0	
				Z 48			Z 44	Z 44		Z 40	Z 40	Z 40	Z 45	Z 45	Z 32	Z 29-32-36	Z 24	Z 22		1.03	26.0	
													Z 27-36	Z 27-36	Z 35-40	Z 32	Z 30	Z 22		1.50	38.0	
									Z 30	Z 30	Z 30	Z 30			Z 24	Z 26-28-30	Z 26	Z 22-23		1.87	47.5	
	Z 49		Z 42	Z 36	Z 36	Z 33-37	Z 33-37	Z 33-37	Z 30	Z 30	Z 30	Z 30	Z 27-31	Z 27-31	Z 24	Z 30				2.00	51.5	
	Z 49		Z 43	Z 36	Z 36	Z 33	Z 33	Z 33	Z 30	Z 30	Z 30	Z 30	Z 27	Z 27	Z 24	Z 21-23-30	Z 22			2.50	61.5	
Z 55			Z 42-43	Z 36	Z 36	Z 33	Z 33	Z 33	Z 30	Z 30	Z 30	Z 30	Z 27	Z 27	Z 24	Z 22-25				2.93	73.5	
	Z 49		Z 42-49	Z 36	Z 36	Z 33	Z 33	Z 33	Z 30	Z 30	Z 30	Z 30	Z 27	Z 27	Z 24					3.25	82.0	
Z 55	Z 49	Z 45	Z 42-43	Z 36	Z 36	Z 33	Z 33	Z 33	Z 30	Z 30	Z 30	Z 30	Z 27	Z 27	Z 24					3.43	88.0	
Z 55	Z 49	Z 46	Z 42-43	Z 36	Z 36	Z 33	Z 33	Z 33	Z 30	Z 30	Z 30	Z 30	Z 27	Z 27	Z 24					3.81	96.0	
	Z 43	Z 41	Z 41		Z 36	Z 36	Z 29	Z 29	Z 29	Z 30	Z 30	Z 30								4.00	102.0	
Z 55	Z 49	Z 45	Z 42	Z 36		Z 33	Z 33	Z 33	Z 30	Z 30	Z 30	Z 30			Z 24					4.33	110.0	
Z 52		Z 43	Z 40-42	Z 36																4.62	117.0	
Z 49	Z 43	Z 41	Z 41	Z 42	Z 36										Z 24					4.72	120.0	
8.74" 221mm	7.71" 196mm	7.09" 180mm	7.09" 180mm	6.51" 165.5mm	5.63" 143mm	5.31" 135mm	5.2" 132mm	5.2" 132mm	5.2" 132mm	4.72" 120mm	4.72" 120mm	4.72" 120mm	4.72" 120mm	4.25" 108mm	4.25" 108mm	3.75" 95mm	3.25" 82.4mm	2.67" 67.8mm	2.5" 63.5mm	1.18" 30.0mm	Inside Ring d	
		1.63" 41mm				1.02" 26mm	1.57" 40mm	1.45" 37mm		1.28" 32.5mm	0.9" 23mm		0.79" 20mm								Concave H	

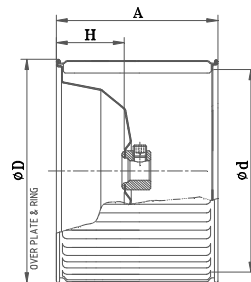
Z = number of blades



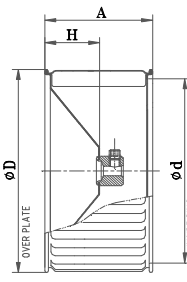
TYPE : N  
Single Inlet



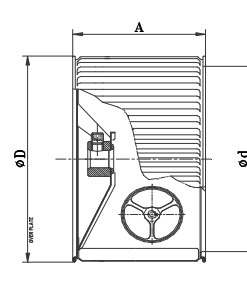
TYPE : NB  
Single Inlet



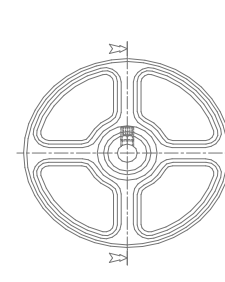
TYPE : ND  
Single Inlet



TYPE : NV525  
Single Inlet



TYPE : N Spider  
Single Inlet



TYPE : NH525  
Single Inlet